


# COLOUR IN & CUT OUT EASTER BUNTING

## You will need:

Colouring pens or pencils,  
scissors, string & tape.






- Print off your Easter Bunting & colour in.
- Carefully cut out around the bunting and lay face down on a table.
- Lay your piece of string across the backs of your bunting and tape in place.







York  
mumblor

# COLOUR IN & CUT OUT EASTER BUNTING









York  
mumblor

# COLOUR IN & CUT OUT EASTER BUNTING

